

# MUSIC MAKERS: PIANO 3

Lorna Lutz Heyge • Jill Citro Hannagan • Mary Louise Wilson



3

**MUSIC**  
**GARTEN**<sup>®</sup>



## CHILDREN'S BOOK 3

Dear \_\_\_\_\_,

*Welcome to another exciting adventure in music making!*

There are many new challenges as you continue to make music at the keyboard. You will continue to play songs by ear, but now you will be asked to figure out the patterns for yourself. More work with scales will allow you to move all around the keyboard with ease. You will be introduced to the wonderful music of Beethoven, Glinka, Saint-Saëns, and Chopin, and you will be reading several familiar and new pieces.

Book 3 brings you many new notation games and also opportunities to take dictation of familiar songs. You will continue to improvise and compose, adding dynamics, articulation, and expression markings so that your results are more musical than ever!

The assignment pages in this book are divided into two categories:

Piano Assignments

Listening, Games, and Writing

Check each page every week. Continue working with your Song Cards and Key Cards, being sure to practice your “old favorites” in addition to your new pieces. On the bottom of this page is a list of all our Book 1 and Book 2 songs, to help you remember them.

*Congratulations on completing the red and green books. Enjoy yourself as you continue to make music at the keyboard!*

### **Remember to play your songs from the red and green books also!**

Listen for Bells

Mouse, Mousie

Who's That?

The Wild Horses

Hot Cross Buns

Ode to Joy (Beethoven)

I Hear the Mill Wheel

See the Pony

Mary Had a Little Lamb

Sea Shell

Down Comes Johnny

Bim Bam

John Kanaka

When the Train Comes Along

Drum Song

All the Little Ducklings

Willum

Lightly Row

Hop Up, My Ladies

Do As I'm Doing

Oranges and Lemons

Rain Dance: Iona

Follow Me

The Canoe Song

Green Gravel

Sonata in A (Mozart)

Danish Shoemaker's Dance.

© 2008 Musikgarten/Music Matters, Inc., revised 2007, 2018

All rights reserved. No part of this publication may be produced, stored in a retrieval system, or transmitted in any form or by any means without the prior written permission of Music Matters, Inc.

**Musikgarten piano methods for young beginners:**

*Music Makers: At the Keyboard* for groups

*Piano Partners* for 2 students with a teacher

Materials for teachers:

*Music Makers: At the Keyboard*

Teacher's Guide 1, with activity cards and a lesson planning binder (Weeks 1-30)

Teacher's Guide 2, with activity cards and a lesson planning binder (Weeks 31-60)

Teacher's Guide 3, with activity cards and a lesson planning binder (Weeks 61-90)

*Piano Partners*

Teacher's Guide 1-6, each covering 15 weeks

Materials for children:

*Music Makers: Piano 1-6*

Each level includes a Children's Book, Notation Games, a Listening Recording and a Practice Recording

Piano materials are part of the **The Musikgarten Music and Movement Series**

*Family Music for Babies* - newborn to 18 months

*Family Music for Toddlers* - 15 months to 3½ years

*The Cycle of Seasons* - 3 to 5 years

*Music Makers: At Home & Around the World* - 4 to 8 years

*Music Makers: Around the World at the Keyboard* - from age 5

*Music Makers: At the Keyboard* - from age 6

*Piano Partners* - from age 5½ years

*Musikgarten Adults: Enjoying the Piano Together*

**Additional Programs and Publications:**

*Drumming and Dancing*

*My Musical World*

*Nature's Music*

*Nimble & Quick*

*Summer*

*God's Children Sing*

*My Neighborhood Community*

*Nature Trail*

*Seashore*

*Twist & Turn*

**Musikgarten/Music Matters**, 507 Arlington Street, Greensboro, NC 27406

1-800-216-6864

www.musikgarten.org

ISBN 1-885537-67-0

**Cover Art:** Siegrit Hübner

**Graphic Setting:** Ann Martinez Dunn

# Piano Assignments

1. <i>Improv Warm-up 1</i> (P3, No. 1)				11. Scales with block chord progression: I V <sup>7</sup> I	C			
2. <i>Improv Warm-up 2</i> (P3, No. 2)					G			
3. <i>Let Us Chase the Squirrel</i> (p. 7)				12. <i>I See the Moon</i> (P3, Nos. 14-15)	D			
4. <i>Staccato and Legato</i> (pp. 8-9)					C			
5. Major scales, each hand separately.	C				G			
	G				D			
	D				E			
6. <i>Improv Warm-up 3</i> (P3, No. 3)				13. E Major Scale with I V <sup>7</sup> I progression	A			
7. <i>Improv Warm-up 4</i> (P3, No. 4)				14. <i>Improvisation 2</i> (P3, No. 12)				
8. <i>Billy, Billy</i> (P3, Nos. 5-6)				15. <i>Hungarian Play Tune</i> (p. 13)				
9. <i>Improvisation 1</i> (P3, No. 11)				16. <i>French Folksong</i> (p. 13)				
10. <i>Debka Hora</i> (p. 11)				17. <i>Improvisation 3</i> (P3, No. 13)				
				18. A Major Scale with I V <sup>7</sup> I progression				

# Piano Assignments

<b>18.</b> <i>Improvisation 4</i> (P3, No. 19)				<b>25.</b> <i>Black Key Improvisation 1</i> (P3, No. 24)			
<b>19.</b> <i>Zum Gali Gali</i> (P3, Nos. 22-23)				<b>26.</b> <i>Alouette</i> (P3, Nos. 34-35)			
<b>20.</b> <i>Improvisation 5</i> (P3, No. 20)				<b>27.</b> <i>Black Key Improvisation 2</i> (P3, No. 25)			
<b>21.</b> <i>Rocky Mountain</i> (p. 23)				<b>28.</b> <i>When the Saints Go Marching In</i> (p. 25)			
<b>22.</b> <i>Improvisation 6</i> (P3, No. 21)				<b>29.</b> <i>Improvisations 7-8</i> (P3, Nos. 27-28)			
<b>23.</b> <i>The Saints Get Ready</i> (p. 24) Transpose into another key.				<b>30.</b> <i>Hi-Lan' dey</i> V <sup>7</sup> I (L3, No. 17)			
<b>24.</b> Scales with the new progression: I IV I V <sup>7</sup> I.	C			<b>31.</b> <i>Chord Song</i> (p. 29)			
	G			<b>32.</b> <i>Listen for Bells</i> (p. 32)			
	D			<b>33.</b> <i>Sea Shell</i> (p. 33)			
	A			<b>34.</b> <i>Improvisation 9</i> (P3, No. 36)			
	E			<b>35.</b> <i>Improvisation 10</i> (P3, No. 37)			
<b>*Year One Favorites</b>							


# Listening, Games, and Writing

1. Listening: listen and sing often with Listening CD 3.			11. Listening: <i>Prelude in A</i> (Chopin, L3, No. 10); <i>Nocturne</i> (Chopin, L3, No. 9), follow the score on p. 17.			20. Listening: <i>Écossaise</i> (Beethoven, L3, No. 16), point to the dynamic symbols on p. 26.		
2. Writing: <i>Staccato and Legato Melodies</i> (p. 9)			12. Writing: <i>Duple Rhythm Composition</i> (p. 16)			21. Writing: <i>Dynamic Markings</i> (p. 26), write the composition.		
3. Listening: <i>Kangaroos/Swan</i> (Saint-Saens, L3, Nos. 3-4)			13. Writing: <i>Mystery Rhythms 3</i> (p. 18)			22. Writing: <i>E Major Chord Progressions</i> (p. 28)		
4. Games: 6/8 Triple Song Rhythms	Game 1 (P3, No. 7)		14. Writing: finish the dictation page for <i>The Wild Horses</i> (p. 19).			23. Games: F Minor Patterns	Game 1 (P3, No. 29)	
	Game 2 (P3, No. 8)		15. Writing: <i>Writing Chords</i> (pp. 20-21), finish these pages.				Game 2 (P3, No. 30)	
	Game 3 (P3, No. 9)		16. Listening: <i>Sonatina in C</i> (Schmidt, P3, No. 26), analyze with the Major Chord Symbols.				Game 3 (P3, No. 31)	
5. Writing: <i>Mystery Rhythms 1</i> (p. 10)			17. Listening: <i>When the Saints Go Marching In</i> (L3, No. 13), dance with the recording.				Game 4 (P3, No. 32)	
6. Listening: <i>Kolomeyka</i> (L3, No. 5), drum with the recording.			18. Writing: <i>Chord Tones</i> (p. 22)				Game 5 (P3, No. 33)	
7. Writing: <i>Question and Answer Composition</i> (p. 12)			19. Listening: <i>Russian Polka</i> (Glinka, L3, No. 15), drum with the recording; follow the score on p. 27.			24. Writing: <i>F Minor Composition</i> (p. 30)		
8. Games: Duple Rhythms with Rests	Game 1 (P3, No. 16)		25. Writing: complete the dictation of <i>Debka Hora</i> (p. 31).			26. Writing: <i>Harmonic Analysis</i> (pp. 34-35)		
	Game 2 (P3, No. 17)							
	Game 3 (P3, No. 18)							
9. Writing: <i>Mystery Rhythms 2</i> (p. 14)								
10. Writing: <i>Quarter Rest</i> (p. 15)								

# Notes



# Let Us Chase the Squirrel





The first system of musical notation for the piece. It consists of two staves: a treble clef staff and a bass clef staff. The key signature is three sharps (F#, C#, G#) and the time signature is 2/4. The treble staff begins with a whole note chord of E4, D4, and C4, labeled 'E do'. The melody in the treble staff consists of quarter notes: E4, D4, C4, B3, followed by a half note G3. The bass staff provides accompaniment with chords: a whole note chord of E2, C3, G2; a half note chord of E2, C3; a whole note chord of E2, C3, G2; and a half note chord of E2, C3.

The second system of musical notation, continuing from the first system. The treble staff continues the melody with quarter notes: E4, D4, C4, B3, followed by a half note G3. The bass staff continues with chords: a whole note chord of E2, C3, G2; a half note chord of E2, C3; a whole note chord of E2, C3, G2; and a half note chord of E2, C3. The system concludes with a double bar line.



*Tenuto* (  ) means to hold the note for its full value.

# Staccato and Legato

**Staccato** means separated or detached.

A dot over (  ) or under (  ) a note means to play that note in a separated way.

**Legato** means connected or smooth.

The slur under (  ) or over (  ) the notes means to play the notes smoothly or connected.

Play the examples below, following the markings carefully.

**Remember:** *tenuto* (  ) means to hold the note for its full value.




# The Saints Get Ready




The first system of musical notation is in 4/4 time and C major. The treble clef part begins with a C4 whole note, followed by D4, E4, and F4. The bass clef part provides accompaniment with chords: C4-E4-G4, C4-E4-G4, C4-E4-G4, and C4-E4-G4. The system concludes with a C4 whole note in the treble and a C4-E4-G4 chord in the bass.

The second system continues the melody in the treble clef with a C4 whole note, followed by D4, E4, and F4. The bass clef part features a rhythmic accompaniment of eighth notes: C4-E4-G4, C4-E4-G4, C4-E4-G4, and C4-E4-G4. The system ends with a C4 whole note in the treble and a C4-E4-G4 chord in the bass.

The third system continues the melody in the treble clef with a C4 whole note, followed by D4, E4, and F4. The bass clef part features a rhythmic accompaniment of eighth notes: C4-E4-G4, C4-E4-G4, C4-E4-G4, and C4-E4-G4. The system concludes with a C4 whole note in the treble and a C4-E4-G4 chord in the bass.



# When the Saints Go Marching In



Oh when the saints go marching in,  
Oh when the saints go marching in,  
I want to be in that number  
When the saints go marching in.



## Listening CD 3

1. *Billy, Billy* - Children's Choir, Clarinet, Piano
2. *Zum Gali Gali* - Children's Choir, English Horn, Piano
3. *Kangaroos* (Saint-Saëns, excerpt from *The Carnival of the Animals*) - Piano
4. *The Swan* (Saint-Saëns, excerpt from *The Carnival of the Animals*) - Cello, Piano
5. *Kolomeyka* - Clarinet, Violin, Bassoon, Piano, Percussion
6. *I See the Moon* - Children's Choir, English Horn, Bassoon, French Horn, Harp, Piano
7. *Walking in the Green Grass* - Children's Choir, Flute, French Horn, Harp, Piano
8. *The Old Grey Cat* - Children's Choir, MIDI
9. *Nocturne* (Chopin, Opus 37, No. 1, excerpt) - Piano
10. *Prelude in A* (Chopin, Opus 28, No. 7) - Piano
11. *No, No, No* - Children's Choir, Oboe, Clarinet, Bassoon
12. *Alouette* - Soprano, MIDI
13. *When the Saints Go Marching In* - MIDI
14. *Sonatina in C* (Schmidt, excerpt) - Piano
15. *Russian Polka* (Glinka) - Piano
16. *Écossaise* (Beethoven) - Piano
17. *Hi-Lan' dey* - Syncona Band

### Notation Games

6/8 Triple Song Rhythms (2 sets of 12 cards each, green border)  
Major Chord Symbols (2 sets of 10 cards each, blue border)  
Duple Rhythms with Rests (4 cards, yellow border)  
F Minor Patterns (6 cards, purple border)  
Song Cards: I See the Moon; Billy, Billy; Alouette; Zum Gali Gali (white)  
Key Cards: A, C, D, E, F, G (white)

## Practice CD 3

1. **Improv Warm-up 1**
2. **Improv Warm-up 2**
3. **Improv Warm-up 3**
4. **Improv Warm-up 4**
5. *Billy, Billy* - Patterns for Solfeggio
6. *Billy, Billy* - Keyboard Patterns
7. **6/8 Triple Song Rhythms, Game 1**
8. **6/8 Triple Song Rhythms, Game 2**
9. **6/8 Triple Song Rhythms, Game 3**
10. **Entire piece for Games 1-3**
11. **Improvisation 1**
12. **Improvisation 2**
13. **Improvisation 3**
14. *I See the Moon* - Patterns for Solfeggio
15. *I See the Moon* - Keyboard Patterns
16. **Duple Rhythms with Rests, Game 1**
17. **Duple Rhythms with Rests, Game 2**
18. **Duple Rhythms with Rests, Game 3**
19. **Improvisation 4**
20. **Improvisation 5**
21. **Improvisation 6**
22. *Zum Gali Gali* - Patterns for Solfeggio
23. *Zum Gali Gali* - Keyboard Patterns
24. **Black Key Improvisation 1**
25. **Black Key Improvisation 2**
26. *Sonatina in C* (Schmidt, for analysis)
27. **Improvisation 7**
28. **Improvisation 8**
29. **F Minor Patterns, Game 1**
30. **F Minor Patterns, Game 2**
31. **F Minor Patterns, Game 3**
32. **F Minor Patterns, Game 4**
33. **F Minor Patterns, Game 5**
34. *Alouette* - Patterns for Solfeggio
35. *Alouette* - Keyboard Patterns
36. **Improvisation 9**
37. **Improvisation 10**
- 38-42. *Nocturne* (Chopin, for analysis)